



VANERUM

www.vanerum.dk

Contents



About Us.....	3
Our Mission	3
Our History	3
Our Product	4
Our Finishes.....	5
Showcases	7
Wall Mounted Boads.....	17
Amphitheatre Boads.....	41
Mobile Boads	47
Full Wall Boads	61
Interactive Products & Solutions.....	69
Accessories & Consumables.....	79

At Vanerum France, we believe in the transformative power of visual communication.

Our mission is to create dynamic environments where ideas can flow freely, and collaboration thrives. Through innovative solutions such as interactive displays, whiteboards, and modular furniture, we inspire creativity and enhance communication in both learning and working spaces.

We are passionate about designing flexible, sustainable environments that not only boost productivity but also ignite the imagination.

Our Mission

VANERUM = ENVIRONNEMENTS i3

Our mission is to contribute to the creation of inspiring, flexible, and functional spaces for educational and work environments. We believe that the environment plays a crucial role in the intellectual, emotional, and social development of individuals. That is why we are committed to providing innovative, sustainable, and flexible design solutions that foster learning, collaboration, creativity, and development for students, teachers, and professionals.

Our History

ETABLISSEMENT

Robert Van Erum founded the company and signed an agreement with Weyel to distribute the German brand's school boards.

EXPANSION

We expanded our offer with school furniture, initially as a distributor and then as a manufacturer. We also started to internationalize our activities.

ACQUISITION

Vanerum acquires the French and Danish 'Visual Communication Products' business from PolyVision, marking the birth of i3-GROUP.

ACQUISITION

We acquired the NORDISK Group (Denmark) to strengthen our presence in Scandinavia and integrate new products into our portfolio.

1968



1972

MANUFACTURING

The creation of Vanerum. We began manufacturing all types of boards, with enamelled steel as the reference material.

80'S & 90'S



2000

DEVELOPMENT

After entering the technology sector in the late 1990s, we became the distributor for SMART and NEC brands in the Benelux region.

2011



2013

Launch of i3-Technologies

In the following decade, we aimed to become one of the world's leading manufacturers of interactive group collaboration technologies

2022

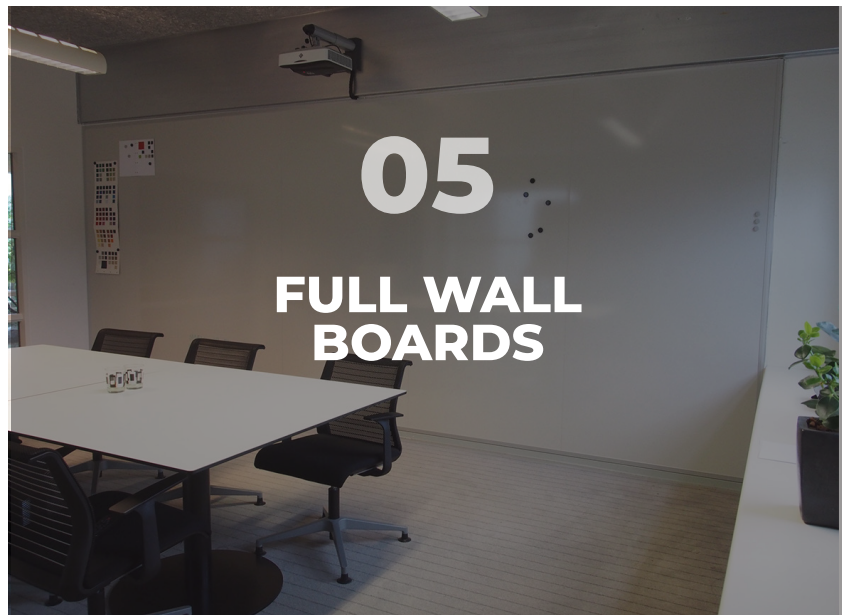


2023

STEELCASE PARTNERSHIP


We recently established a strategic partnership with Steelcase for France.

Our Product



Our Finishes

ENAMEL SURFACES



4 MM TEMPERED OR LAMINATED GLASS SURFACES



ACOUSTIC PANELS IN FELT - 9MM



ACOUSTIC PANELS IN FELT - 12MM



LACQUERING OF THE PROFILES (BOARDS & SHOWCASES)







Showcases



Extraflat

indoor with swing doors

8

Leader

indoor use with swing doors

9

outdoor use with swing doors

10

indoor use with sliding doors

11

Leaf

indoor use with swing doors

12

outdoor use with swing doors

13

indoor use with sliding doors

14

indoor & outdoor use with

15

landscape door

EXTRA FLAT indoor use

Vanerum's extra flat indoor display cases offer a display capacity of 2 to 9 A4 sheets while minimizing space usage. To ensure user safety and greater environmental responsibility, they are certified with NF Education, NF Collectivité, NF Environnement.



Specifications

Base Materials

Plexiglass

Possible Surface Materials

•Cork



•Magnetic Steel

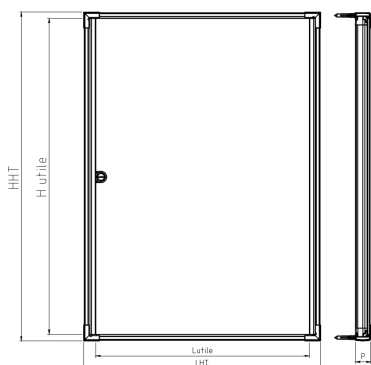

Frame Materials

Smooth Anodised Aluminium

Option

Identical or different locks

Colours Frame




Model	Overall H x W (mm)	Overall Depth (mm)	Useful H x W (mm)
1 A4	328 x 243	30	295 x 210
2 A4	328 x 453	30	295 x 420
4 A4	625 x 453	30	592 x 420
6 A4	922 x 453	30	889 x 420
9 A4	922 x 663	30	889 x 630

LEADER indoor use with swing doors

A classic and elegant design. With a display capacity of 4 to 15 A4 sheets, the LEADER indoor display cases with hinged doors offer a choice of a metal back for magnetic display or cork for posting messages with pins.



Colours Frame



Specifications

Possible Base Materials

- Plexiglass
- Glass

Possible Surface Materials

- Cork
- Magnetic Steel




Frame Materials

Natural Anodised Aluminium

Option

Identical or different locks



Model	Overall H x W (mm)	Overall Depth (mm)	Useful H x W (mm)
4 A4	700 x 500	50	633 x 441
6 A4	700 x 710	50	633 x 653
8 A4	700 x 920	50	633 x 870
9 A4	980 x 710	50	911 x 653
10 A4	700 x 1130	50	633 x 1069
12 A4	980 x 920	50	911 x 870
15 A4	980 x 1130	50	911 x 1069

LEADER outdoor use with swing doors

A design classic And elegant.

With a display capacity of 4 to 15 A4 sheets, LEADER outdoor display cases with swing doors are resistant to bad weather in offering a perfect waterproofing has water without phenomenon of condensation.



Specifications

Possible Base Materials

- Plexiglass
- Glass

Possible Surface Materials

- Magnetic Steel

Frame Materials

Natural Anodised Aluminium

Option

Identical or different locks

Colours Frame



RAL
1003



RAL
5002



RAL
9006



RAL
3031



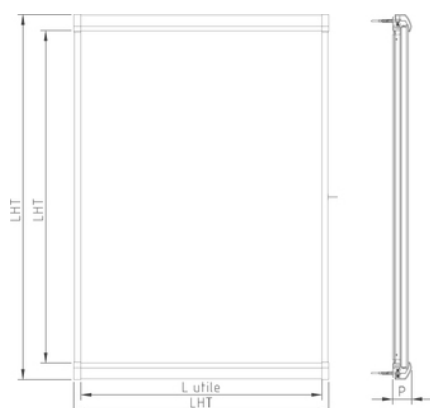
RAL
3031



RAL
5018



Other RAL
on request



Model	Overall H x W (mm)	Overall Depth (mm)	Useful H x W (mm)
4 A4	700 x 500 mm	52 mm	611 x 424 mm
6 A4	700 x 710 mm	52 mm	611 x 637 mm
8 A4	700 x 920 mm	52 mm	611 x 849 mm
9 A4	980 x 710 mm	52 mm	890 x 637 mm
10 A4	700 x 1130 mm	52 mm	611 x 1059 mm
12 A4	980 x 920 mm	52 mm	890 x 849 mm
15 A4	980 x 1130 mm	52 mm	890 x 1059 mm

LEADER indoor use with sliding doors

A design classic and elegant.

With a ability display of 6 has 27 leaves A4, the showcases with sliding doors offer the choice of a sheet metal background allowing display by magnetic studs or cork to display your messages using pins.



Specifications

Possible Base Materials

- Glass

Possible Surface Materials

- Magnetic Steel
- Cork

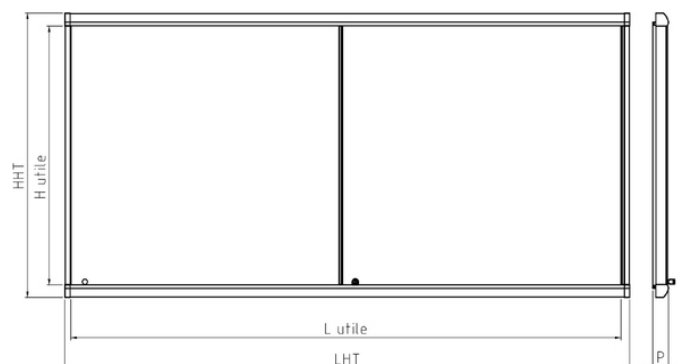

Frame Materials

Natural Anodised Aluminium

Option

Identical or different locks

Colours Frame



Model	Overall H x W (mm)	Overall Depth (mm)	Useful H x W (mm)
6 A4	685 x 703	55	600 x 627
8 A4	685 x 913	55	600 x 838
10 A4	685 x 1123	55	600 x 1047
12 A4	985 x 913	55	900 x 838
15 A4	985 x 1123	55	900 x 1047
18 A4	985 x 1336	55	900 x 1312
21 A4	985 x 1542	55	900 x 1468
24 A4	985 x 1752	55	900 x 1678
27 A4	987 x 1965	55	900 x 1890

LEAF indoor use with swing doors

To ensure user safety and environmental respect, the interior display cases with hinged doors are NF Education, NF Community, and NF Environment certified. The robust frame has rounded corners and a cover with an elegant grey leaf-shaped cut-out. Additionally, they are equipped with a **3-point lock system** for enhanced security.



Specifications

Possible Base Materials

- Plexiglass
- Glass

Possible Surface Materials

- Cork



- Magnetic Steel

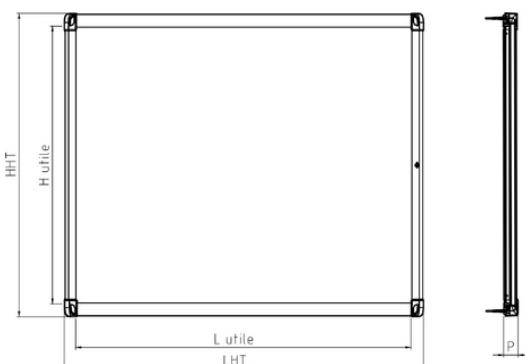


Frame Materials

Natural Anodised Aluminium

Option

Identical or different locks

Colours Frame



Model	Overall H x W (mm)	Overall Depth (mm)	Useful H x W (mm)
4 A4	677 x 506	45	594 x 418
6 A4	677 x 716	45	594 x 628
8 A4	677 x 926	45	594 x 838
9 A4	974 x 716	45	891 x 628
10 A4	677 x 1136	45	594 x 1048
12 A4	974 x 926	45	891 x 838
15 A4	974 x 1136	45	891 x 1048

LEAF outdoor use with swing doors

The LEAF external display cases with hinged doors from VANERUM are weather-resistant and waterproof, meeting NF EN 1027 and XP P20-650-1 standards. Certified with NF Education, NF Collectivity, and NF Environment labels, they feature rounded corners, an elegant leaf-shaped cut-out design, and a 3-point lock for enhanced security.



Specifications

Possible Base Materials

- Plexiglass
- Glass

Possible Surface Materials

- Magnetic Steel


Frame Materials

Natural Anodised Aluminium

Option

Identical or different locks


Colours Frame



RAL
1003




RAL
5002



RAL
9006



RAL
3031



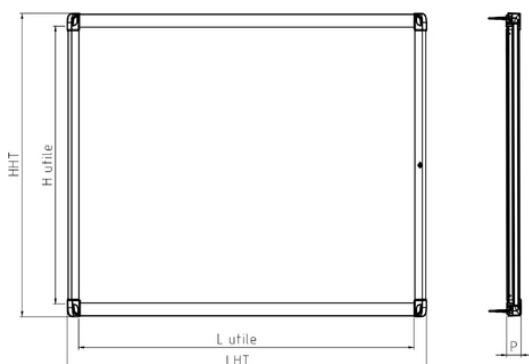
RAL
3031



RAL
5018




Other RAL
on request



Model	Overall H x W (mm)	Overall Depth (mm)	Useful H x W (mm)
4 A4	677 x 506	45	594 x 418
6 A4	677 x 716	45	594 x 628
8 A4	677 x 926	45	594 x 838
9 A4	974 x 716	45	891 x 628
10 A4	677 x 1136	45	594 x 1048
12 A4	974 x 926	45	891 x 838
15 A4	974 x 1136	45	891 x 1048

LEAF indoor use with sliding doors

The LEAF indoor display cases with sliding doors, certified with NF Education, NF Collectivity, and NF Environment labels, ensure safety and environmental compliance. They feature a sturdy frame, rounded corners, and an elegant leaf-shaped design.



Specifications

Possible Base Materials

- Plexiglass
- Glass

Possible Surface Materials

- Magnetic Steel
- Cork

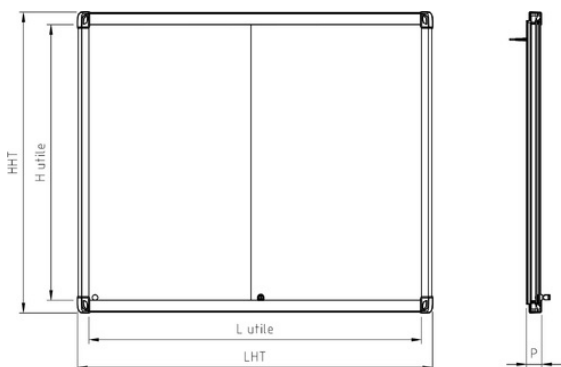

Frame Materials

Natural Anodised Aluminium

Option

Identical or different locks

Colours Frame



Model	Overall H x W (mm)	Overall Depth (mm)	Useful H x W (mm)
6 A4	680 x 742	50	600 x 630
8 A4	680 x 952	50	600 x 840
10 A4	680 x 1162	50	600 x 1050
15 A4	980 x 1162	50	900 x 1050
18 A4	980 x 1372	50	900 x 1260
21 A4	980 x 1596	50	900 x 1484
24 A4	980 x 1793	50	900 x 1681
27 A4	980 x 2017	50	900 x 1905

LEAF indoor & outdoor use with landscape door

The LEAF display cases from VANERUM, designed for indoor and outdoor use, are waterproof and weather-resistant, compliant with NF EN 1027 and XP P20-650-1 standards. Certified with NF Education, NF Collectivity, and NF Environment labels, they feature a sturdy frame with rounded corners and a leaf-shaped design.



Specifications

Possible Base Materials

- Glass

Possible Surface Materials

- Magnetic Steel
- Cork



Frame Materials

Natural Anodised Aluminium

Option

Identical or different locks

Colours Frame



RAL
1003



RAL
5002



RAL
9006



RAL
3031



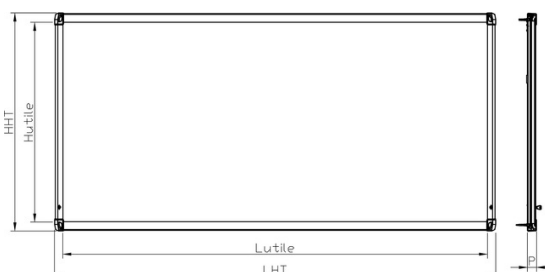
RAL
3031



RAL
5018



Other RAL
on request



Model	Overall H x W (mm)	Overall Depth (mm)	Useful H x W (mm)
15 A4	974 x 1143	45	892 x 1050
21 A4	974 x 1563	45	892 x 1470
24 A4	974 x 1773	45	892 x 1680
27 A4	974 x 1983	45	892 x 1890



Wall Mounted Boards




Graphic Track	18
Wall Easel	19
Shellboard	20
Classic Board	21
Triple Board	22
Horizon Board	23
Middleboard	24
Basic+ VPI	25
Triple Basic+ VPI	26
Solution Board	27
Solution Triple Board	28
Solution Triple Board with black frame	29
Wall-Mounted Height-Adjustable System	30
Slimboard Flip	31
Slimboard	32
Opal	33
Ion	34
F/FH/FS	35
Diamant Board	36
Freeze	37
Twister	38

GRAPHIC TRACK

Ideal for nurseries and kindergartens.

The wall graphic track offers children a wide expression surface to express themselves either with dry erasable markers on its e3 enamel surface or with paint on a paper pad. Its magnetic surface allows you to display posters and memos with magnets.



Specifications

Possible Surface Materials

- Enamel White Marker
- Enamel Chalk

Frame Materials

Aluminium


Possible Frame Colours



RAL 1003 RAL 5002 RAL 9006



RAL 3031 RAL 9005 RAL 5018



Model	Overall H x W (mm)	Overall Depth (mm)	Useful H x W (mm)
H60xW200 cm	611 x 1983	63	562 x 1963

MOBILE GRAPHIC TRACK

PAGE

48



WALL EASEL

Ideal for nurseries and kindergartens.

The wall easel allows children to draw like real artists either with dry erase markers or chalk on the inclined e3 enamel surface or with paint on a paper pad. Its magnetic surface allows you to display posters and memos with magnets.



Specifications

Surface Materials

- Enamel White Marker

Frame Materials

Natural Aluminium

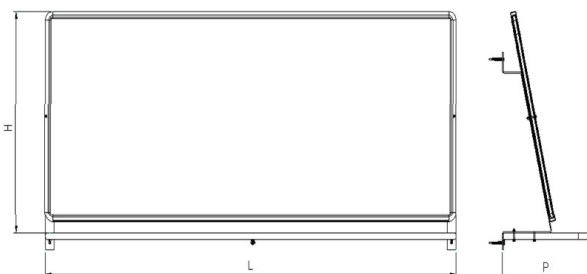
Possible Frame Colours



RAL 1003 RAL 5002 RAL 9006



RAL 3031 RAL 9005 RAL 5018



Model	Overall H x W (mm)	Overall Depth (mm)	Useful H x W (mm)
60x90 cm	675x900	180	560 x 860
60x140 cm	675x1405	180	560x1375

MOBILE EASLE

PAGE

49



FLEXIBLE PANELS ON RAILS

Transform any classroom into a dynamic learning space with Flexible Panels on Rails. This versatile system allows teaching on all walls, creating an interactive and adaptable environment for both individual and group learning. With effortless mobility and customizable configurations, it maximizes engagement and flexibility in every lesson. Innovate, adapt, and inspire!



Specifications

Possible Surface Materials


- Enamel White Marker
- Enamel Chalk
- Pinboard

Possible Enamel Chalk Colours



Frame Materials

Aluminium


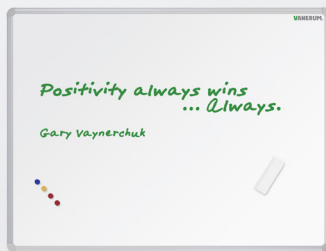


Model	H x W (mm)
Single sided: Whiteboards or Chalkboards	1192 x 1192
Double sided: Whiteboards or Chalkboards	1192 x 1192
Single sided: Pinboards	1192 x 1192
Double sided: Pinboard	1192 x 1192
Double sided: Whiteboards/Chalk – Pinboards	1192 x 1192


AV-rails in various length up to 6000 mm

SHELLBOARD

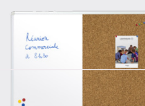
The SB (SHELLBOARD) board features a sleek and elegant design, making it easy to integrate into any professional environment. Enhance your professional spaces with a robust and aesthetic solution that meets high standards of quality and durability. It offers quick and secure mounting in either portrait or landscape format and is NF certified.



Shellboard
Cork



Shellboard
Felt



Shellboard
Enamel & Cork



Shellboard
Bulletin

Specifications

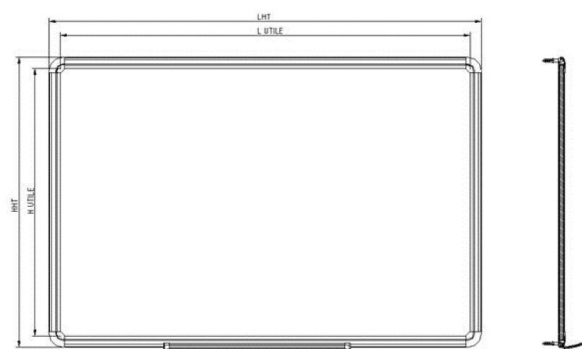
Possible Surface Materials

- Cork
- Felt
- Bulletin
- Magnetic Lacquered Steel
- Enamel White Marker
- Enamel Chalk

Frame Materials

Aluminium

Possible Frame Colours



Model	Overall H x W (mm)	Overall Depth (mm)	Useful H x W (mm)
45x60 cm	458 x 621	15	410 x 573
60x90 cm	608 x 908	15	560 x 860
90x120 cm	908 x 1208	15	860 x 1160
90x180 cm	908 x 1808	15	1160 x 1160
100x150 cm	1008 x 1508	15	960 x 1460
100x200 cm	1008 x 2008	15	860 x 1960
120x120 cm	1208 x 1208	15	1160 x 1160
120x150 cm	1208 x 1508	15	1160 x 1460
120x180 cm	1208 x 1808	15	1160 x 1760
120x200 cm	1208 x 2008	15	1160 x 1960
120x240 cm	1208 x 2408	15	1160 x 2360

CLASSIC BOARD

Ideal for small classrooms, training, or meeting rooms, the reliable CLASSIC board offers a choice of plain or screen-printed surfaces (with lines or grids) for writing or projection. Certified to NF Education and NF Environmental standards, it is both safe and eco-friendly.



Specifications


Possible Surface Materials

- Enamel White Marker
- Enamel White Projection
- Enamel Green Chalk



Frame Materials

Aluminium

Possible Chalk Colours



Possible Screenprinting



Model	Overall H x W (mm)	Overall Depth (mm)	Useful H x W (mm)
H75xL100 cm	790 x 983	55	712 x 949
H90xL120 cm	940 x 1183	55	862 x 1149
H100xL120 cm	1040 x 1183	55	962 x 1149
H100xL150 cm	1040 x 1483	55	962 x 1449
H100xL200 cm	1040 x 1983	55	962 x 1949
H120xL150 cm	1240 x 1483	55	1162 x 1449
H120xL180 cm	1240 x 1783	55	1162 x 1749
H120xL200 cm	1240 x 1983	55	1162 x 1949
H120xL240 cm	1240 x 2383	55	1162 x 2349
H120xL100 cm	1240 x 983	55	1162 x 949
H100xL300 cm	1040 x 2983	55	962 x 2949
H120xL300 cm	1240 x 2983	55	1162 x 2949
H120xL400 cm	1240 x 3983	55	1162 x 3949

TRIPLE BOARD

Classic frame

The CLASSIC triple board, popular for classrooms, offers 5 surfaces, plain or screen-printed with lines or grids, suited for writing or projection. Reliable, functional, and certified to NF Education and NF Environmental standards, it's both safe and eco-friendly.



Specifications

Possible Surface Materials

- Enamel White Marker
- Enamel White Projection
- Enamel Green Chalk


Frame Materials

Aluminium


Possible Enamel Chalk Colours



Possible Screenprinting



Model	Overall H x W (mm)	Overall Depth (mm)	Useful H x W (mm)
H90xL120 cm	936 x 2359	56	863 x 1148
H100xL150 cm	1036 x 2959	56	963 x 1448
H100xL200 cm	1236 x 2959	56	1163 x 1448
H120xL150 cm	1036 x 3959	56	963 x 1948
H120xL200 cm	1236 x 3959	56	1163 x 1948
H120xL240 cm	1236 x 4759	56	1163 x 2348



HORIZON BOARD

The Horizon board, available in large formats (up to 6 metres wide), is delivered in two juxtaposed panels, simplifying transport, handling, and installation, even in narrow spaces. This practical and cost-effective solution is perfect for writing, displaying, and projecting, while optimizing costs and minimizing logistical constraints. A white joining profile is included between the panels.



Specifications

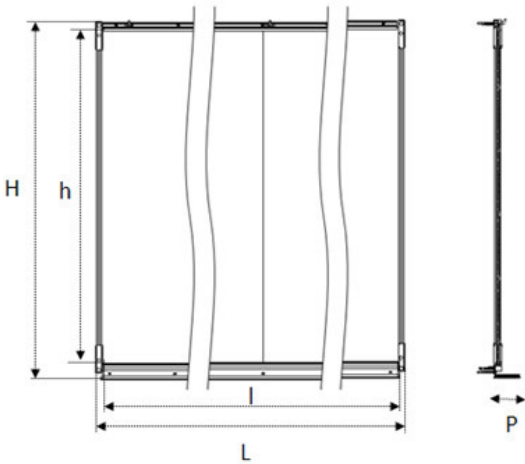
Possible Surface Materials

- Enamel White Marker
- Enamel White Projection
- Enamel Green Chalk

Frame Materials

Aluminium

Possible Enamel Chalk Colours



Model	Overall H x W (mm)	Overall Depth (mm)	Useful H x W (mm)
H120xL300 cm	1234 x 3987	76	1162 x 3948
H120xL400 cm	1234 x 3987	76	1162 x 3948
H120xL400 cm	1234 x 3987	76	1162 x 3948
H120xL400 cm	1234 x 3987	76	1162 x 3948
H120xL500 cm	1234 x 4987	76	1162 x 4948
H120xL500 cm	1234 x 4987	76	1162 x 4948
H120xL500 cm	1234 x 4987	76	1162 x 4948
H120xL600 cm	1234 x 5984	76	1162 x 5948
H120xL600 cm	1234 x 5984	76	1162 x 5948
H120xL600 cm	1234 x 5984	76	1162 x 5948

MIDDLEBOARD

The MIDDLEBOARD offers a central projection surface with two side panels, providing up to 6 meters of writing, display, and projection space. Ideal for classrooms, meeting rooms, and labs, it's easy to install and suits tight spaces and budgets, expanding communication possibilities.



Specifications


Possible Surface Materials

- Enamel White Marker
- Enamel White Projection
- Enamel Chalk

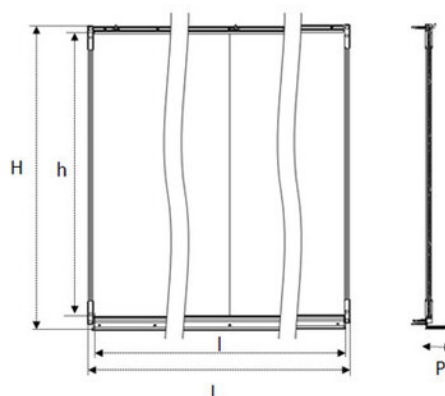
Frame Materials

Aluminium

Possible Enamel Chalk Colours



Model	Overall H x W (mm)	Overall Depth (mm)	Useful H x W (mm)
H120xL400cm 3 éléments L100 cm+L200 cm+L100 cm	1238 x 3939	76	1158 x 3892
H120xL500cm 3 éléments L150 cm+L200 cm+L150 cm	1238 x 4939	76	1158 x 4890
H120xL600cm 3 éléments L200 cm+L200 cm+L200 cm	1238 x 5939	76	1158 x 5892



Basic+ VPI

Ideal for the classroom who wants to enjoy an optimal interactive experience with a interactive touch projector and continue to write on a traditional enamel surface guaranteed for life. The BASIC+ board for interactive touch projector simplifies the laser curtain installation and setting and projects a maximum image size.



Specifications

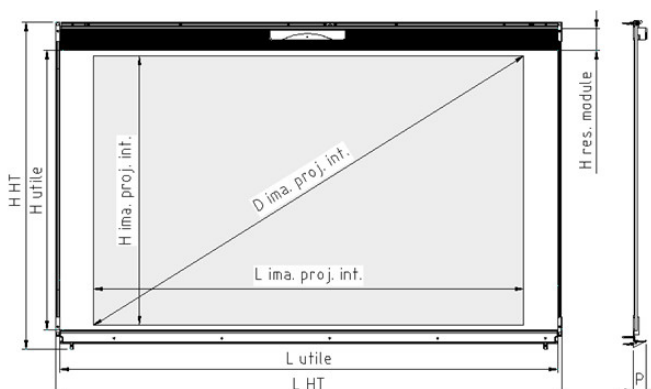
Possible Surface Materials

- Enamel White Marker
- Enamel White Projection

Frame Materials

Aluminium

Model	Overall H x W (mm)	Overall Depth (mm)	Useful H x W (mm)
16:10, 89", H130xL200 cm	1396x1965	56	1195x1931
16:9, 96", H130xL220 cm	1396x2163	56	1195x2129



Triple BASIC+VPI

Ideal for classrooms seeking an optimal interactive experience with a touch projector, while still using a durable enamel surface. The BASIC+ triple board maximizes projection size, simplifies laser curtain setup, and its wings close without touching the central touch module. Optional screen printing with lines or grids is available.



Specifications


Possible Surface Materials

- Enamel White Marker
- Enamel White Projection
- Enamel Chalk


Frame Materials

Aluminium

Possible Screenprinting



Model	Overall H x W (mm)	Overall Depth (mm)	Useful H x W (mm)
16:10 89", H130xW200 cm, wings H120xW100 cm	1341 x 3959	56	1195x1948



SOLUTION BOARD

Ideal for classrooms and training rooms, this single board is versatile with the option to add panels to create a diptych or triptych. Its sturdy hinges ensure easy setup. A mobile version or one with height adjustment is also available.



Specifications

Possible Surface Materials

- Enamel White Marker
- Enamel White Projection
- Enamel Chalk


Frame Materials

Aluminium

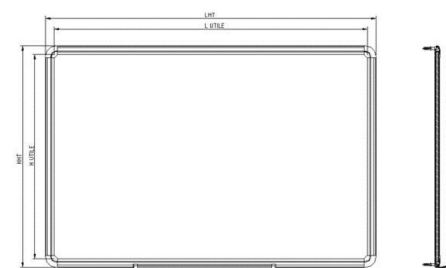
Possible Enamel Chalk Colours



Sérigraphie Possible



Model	Overall H x W (mm)	Overall Depth (mm)	Useful H x W (mm)
H100xW200 cm, single	1050 x 1982	76	945 x 1959
H120xW200 cm, single	1250 x 1982	76	1145 x 1959
H120xW150 cm, single	1250 x 1482	76	1145 x 1459
H120xW240 cm, single	1250 x 2382	76	1145 x 2359
H120xW300 cm, single	1250 x 2982	76	1145 x 2959



MOBILE STAND

PAGE

54



TRIPLE SOLUTION BOARD

Ideal in the class or training room.

The metal compass hinges allow it to be mounted cantilevered. Another model is available that can be combined with a mobile base or a height adjustable system.



Specifications




Possible Surface Materials

- Enamel White Marker
- Enamel Projection
- Enamel Chalk

Frame Materials

Aluminium

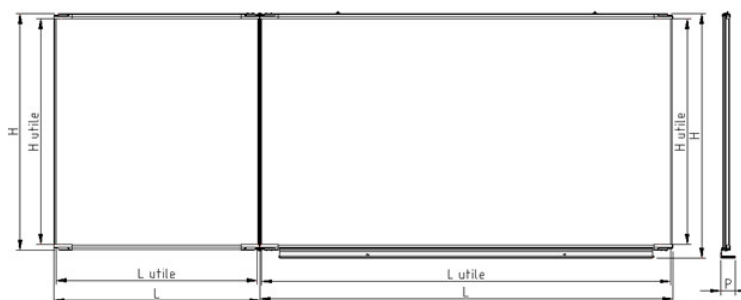
Possible Screenprinting



Possible Enamel Chalk Colours



Model	Overall H x W (mm)	Overall Depth (mm)	Useful H x W (mm)
H100xW200 cm	1050 x 4000	76	945 x 3889
H120xW150 cm	1250 x 3000	76	1145 x 2889
H120xW200 cm ⁽¹⁾	1250 x 4000	76	1145 x 3889



MOBILE STAND

PAGE

54



TRIPLE SOLUTION BOARD

Black Frame

Ideal in the class or training room.

The metal compass hinges allow it to be mounted cantilevered. Another model is available that can be combined with a mobile base or a height adjustable system.



Specifications

Possible Surface Materials

- Enamel White Marker
- Enamel Projection
- Enamel Chalk


Frame Materials

Aluminium

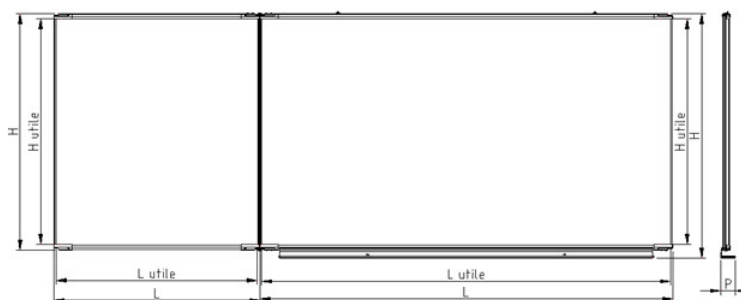
Possible Enamel Chalk Colours



Possible Screenprinting



Model	Overall H x W (mm)	Overall Depth (mm)	Useful H x W (mm)
H100xW200 cm	1050 x 4000	76	945 x 3889
H120xW150 cm	1250 x 3000	76	1145 x 2889
H120xW200 cm ⁽¹⁾	1250 x 4000	76	1145 x 3889



MOBILE STAND

PAGE
54



WALL-MOUNTED HEIGHT-ADJUSTABLE SYSTEM

For Simple & Triple Solution Boards

Designed to enable users of all ages, sizes, or abilities to access the board more easily and ergonomically. Simple to install, the spring-assisted height-adjustable system allows you to effortlessly move your SOLUTION board or triple board up or down by 445 mm.

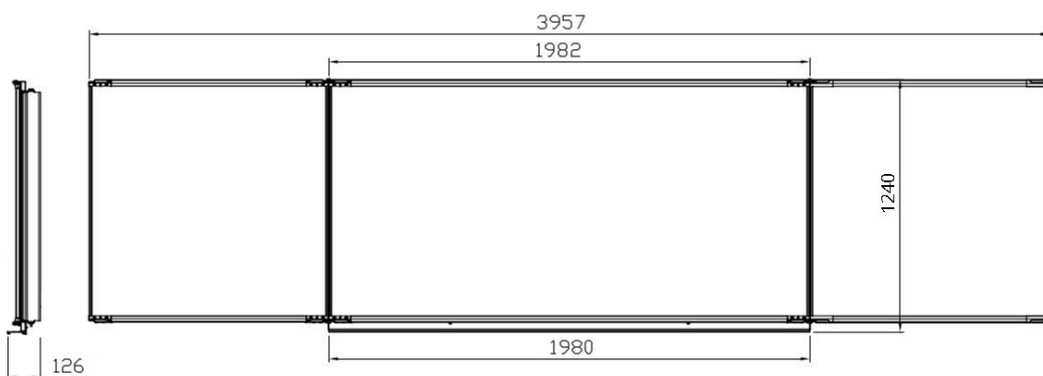


Specifications

Structural Materials

- Mechanically welded, lacquered frame

Model	Overall H x W (mm)	Overall Depth (mm)	Useful H x W (mm)
Wall-Mounted System + Simple Board H120xL200 cm	1240 x 1982	77	1145 x 1959
Wall-Mounted System + Triple Board H120xL200 cm	1240 x 3957	77	1145 x 3918



**SOLUTION SIMPLE
& TRIPLE BOARDS**

PAGE

21-22

FLIP BOARD

Slimboard frame

The SLIMBOARD FLIP, ideal for dynamic offices, easily switches between landscape and portrait mode. Perfect for modern meetings or sessions, it combines productivity with elegance. Its ultra-thin black or white aluminum frame enhances your messages and photos.



Specifications

Possible Surface Materials

- Cork



- Enamel White Marker

- Enamel White Lacquered

- Acoustic



AQ04



AQ06



AQ09



AQ27



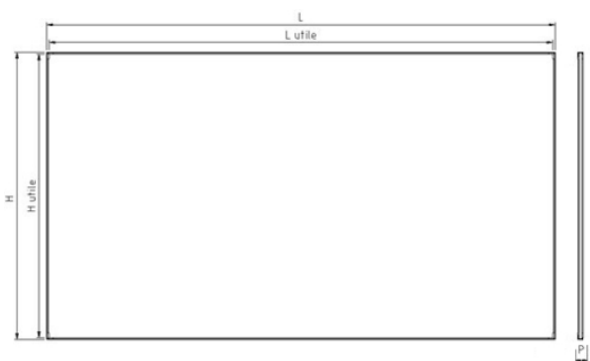
AQ11



AQ25

Frame Materials

Aluminium



Model	Overall H x W (mm)	Overall Depth (mm)	Useful H x W (mm)
Flip 45x60	431 x 581	22	415 x 565
Flip 60x90	581 x 881	22	565 x 865
Flip 90x120	881 x 1181	22	865 x 1165
Flip 90x180	881 x 1781	22	865 x 1765
Flip 100x150	981 x 1481	22	965 x 1465
Flip 100x200	981 x 1981	22	965 x 1965
Flip 120x120	1181 x 1181	22	1165 x 1165
Flip 120x150	1181 x 1481	22	1165 x 1465
Flip 120x180	1181 x 1781	22	1165 x 1765
Flip 120x200	1181 x 1981	22	1165 x 1965

SLIMBOARD

The SLIMBOARD finds its place in both very modern and more classic interiors. Thanks to its discreet elegance, the SLIMBOARD stands out from the usual frames and marks with style the most studious places. Its ultra-thin black smooth anodized aluminum frame enhances your messages and photos.

Specifications

Possible Surface Materials

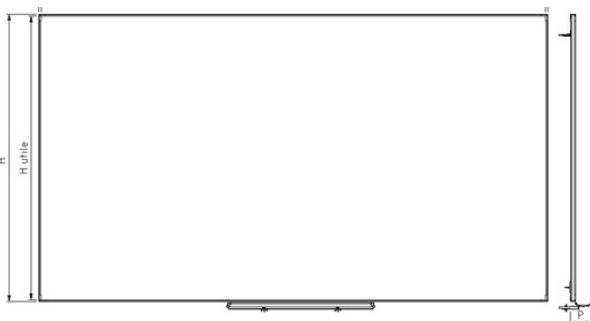
- Enamel White Marker
- Enamel White Projection

Frame Materials

Aluminium

Option

Penholder



Model	Overall H x W (mm)	Overall Depth (mm)	Useful H x W (mm)
120x240 cm	1256 x 2385	116	1168 x 2368
120x300 cm	1256 x 2985	116	1168 x 2968
120x400 cm	1256 x 3985	116	1168 x 3968

OPAL

With its ultra-thin, mitre-cut natural anodized aluminum frame and invisible mounting system, the OPAL board offers a minimalist zen aesthetic for a harmonious work or learning environment.



Specifications

Possible Surface Materials

- Enamel White Marker
- Enamel White Projector
- Enamel Chalk

Frame Materials

Aluminium

Possible Enamel Chalk Colours



Option


Penholder

H120					
H100					
H90					
H60					
H45					
	L60	L90	L120	L150	L200

Model	Overall H x W (mm)	Overall Depth (mm)
H60xL90 cm	606 x 906	26,6
H90xL120 cm	906 x 1206	26,6
H100xL150 cm	1006 x 1506	26,6
H100xL200 cm	1006 x 2006	26,6
H120xL150 cm	1206 x 1506	26,6
H120xL200 cm	1206 x 2006	26,6
H120xL200 cm	1206 x 2006	26,6
H120xL250 cm	1206 x 2506	26,6
H120xL300 cm	1206 x 3006	26,6
H120xL300 cm	1206 x 3006	26,6

ION

This enamelled whiteboard is ideal for offices and shared spaces, featuring a durable, easy-to-maintain surface with a sleek, professional appearance. Its refined frame ensures stability, while the wall offset allows convenient cable routing.



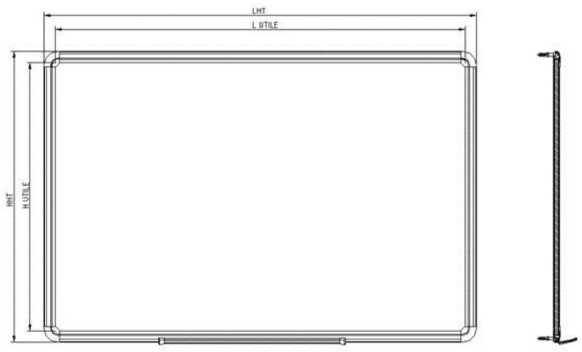
Specifications

Possible Surface Materials

- Enamel White Marker

Frame Materials

Aluminium



Model	Overall H x W (mm)	Overall Depth (mm)	Useful H x W (mm)
122,5x202,5 cm	1250 x 2050	20	1210 x 2010

F BOARD

Fitted with a sober and elegant anodised aluminium frame, the F BOARD range of boards in e3 enamelled steel are available in a range of dimensions from 45x60cm to 120x240cm and are very easy to install with only 4 attachment points. They are certified to GS.



Specifications

Possible Surface Materials

- Enamel White Marker

Frame Materials


Aluminium

Related products:

FH-Board



FS-Board



Model	Overall H x W (mm)	Overall Depth (mm)	Useful H x W (mm)
45x62,5 cm	475 x 650	20	435 x 610
62,5x92,5 cm	650 x 950	20	610 x 910
92,5x122,5 cm	950 x 1250	20	910 x 1210
102,5x152,5 cm	1050 x 1550	20	1010 x 1510
122,5x152,5 cm	1250 x 1550	20	1210 x 1510
122,5x202,5 cm	1250 x 2050	20	1210 x 2010
122,5x242,5 cm	1250 x 2450	20	1210 x 2410

DIAMANT BOARD

This minimalist design is ideal for modern as well as classic decoration. The DIAMANT board combines a modern design with a surface with exceptional qualities, which is magnetic and dry erasable at the same time. Without a frame, it is simply covered with an e3 enamelled steel surface to be chosen in white



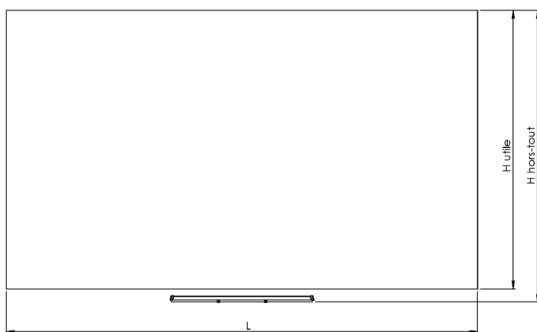
Specifications

Surface Materials

- Enamel White Marker

Option

Penholder



Model	Overall H x W (mm)	Overall Depth (mm)	Useful H x W (mm)
90x118 cm	900 x 1180	86	900 x 1180
118x150 cm	1180 x 1500	86	1180 x 1500
118x200 cm	1180 x 2000	86	1180 x 2000
118x250 cm	1180 x 2500	86	1180 x 2500
118x300 cm	1180 x 3000	86	1180 x 3000

FREEZE Glassboard

The FREEZE adds sophistication to any space with its invisible wall-mounted system, creating a sense of lightness. Available in a variety of bright or pastel colours, the glossy glass surface can be mounted in portrait or landscape orientation.



Specifications

Surface Materials

•Glass

Possible Glass Colours



H200					
H150					
H120					
90					
60					
45					
	60	90	L120	L150	L200

Model	Overall H x W (mm)	Overall Depth (mm)	Useful H x W (mm)
60x90 cm	600 x 900	24	600 x 900
90x120 cm	900 x 1200	24	900 x 1200
H120xL150 cm	1200 x 1500	24	1200 x 1500
H150xL120 cm	1500 x 1200	24	1500 x 1200
H120xL200 cm	1200 x 2000	24	1200 x 2000
H200xL120 cm	2000 x 1200	24	2000 x 1200

TWISTER Glassboard

The GLASSBOARD offers a sleek, frameless design with an aluminum mounting system for a floating effect. Available in various colours, it features a dry-erase and magnetic glass surface, with an optional matching marker tray.




Specifications

Surface Materials

•Glass

Possible Glass Colours



Model	Overall H x W (mm)	Overall Depth (mm)	Useful H x W (mm)
60x90 cm	600 x 900	24	600 x 900
90x120 cm	900 x 1200	24	900 x 1200
H120xL150 cm	1200 x 1500	24	1200 x 1500



Amphitheatre Boards

To&Fro Leader	42
Leader Sash Board	43
Xilo Sash Board	44



LEADER To & Fro

Ideal for equipping amphitheatres and conference rooms. The back and forth is made up of two writing panels made of e3 enameled steel that balance each other: when one panel moves up, the second one goes down. It can only be operated manually. With equal dimensions, a back and forth is better suited to tight budgets than a guillotine.



Specifications

Possible Surface Materials

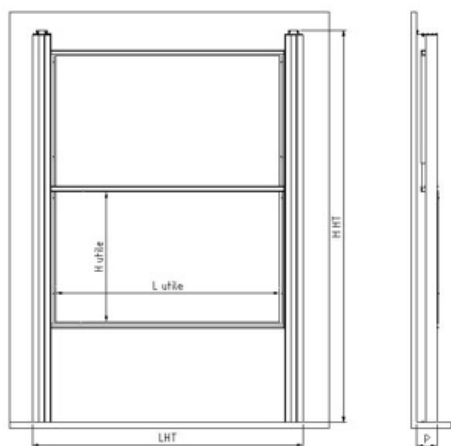
- Enamel White Marker
- Enamel White Projection
- Enamel Chalk

Possible Enamel Chalk Colours



Frame Materials

Aluminium



Model	Overall H x W (mm)	Overall Depth (mm)	Useful H x W (mm)
Pylons H324 2 panels H100xL200 cm	3241 x 2367	190	1145 x 1945
Pylons H324 2 panels H100xL300 cm	3241 x 3367	190	1145 x 2945
Pylons H324 2 panels H100xL400 cm	3241 x 4367	190	1145 x 3945
Pylons H344 2 panels H120xL200 cm	3441 x 2367	190	1145 x 1945
Pylons H344 2 panels H120xL300 cm	3441 x 3367	190	1145 x 2945
Pylons H344 2 panels H120xL400 cm	3441 x 4367	190	1145 x 3945
Pylons H344 2 panels H120xL500 cm	3441 x 5367	190	1145 x 4945

*Dimensions are indicative; custom sizes available.
Contact us for personalized solutions!

LEADER Sash Board

Ideal for amphitheatres and conference rooms, the LEADER sash board features 1 to 3 sliding enamel surfaces, adjustable manually or electrically, with overlap options for screen integration. The more budget-friendly back-and-forth board, with two counterbalancing e3 enameled steel panels, operates manually as a cost-effective alternative.



Specifications

Possible Surface Materials

- Enamel White Marker
- Enamel White Projection
- Enamel Chalk

Possible Enamel Chalk Colours

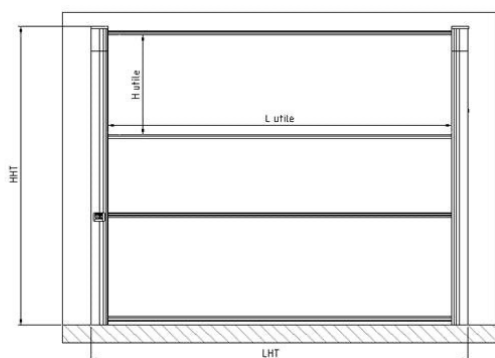


Frame Materials

Aluminium

Option

- Electric control of surfaces.
- Protective base for surfaces.
- Profile lacquering on request.



Model	Overall H x W (mm)	Overall Depth (mm)	Useful H x W (mm)
Pylons H344 2 surfaces H120xL400 cm	3129 x 4382	363	1150 x 3952
Pylons H344 2 surfaces H120x500 cm	3129 x 5382	363	1150 x 4952
Pylons H344 2 surfaces H120xL600 cm	3129 x 6382	363	1150 x 5952
Pylons H450 3 surfaces H120x400 cm	3129 x 4382	471	1150 x 3952
Pylons H450 3 surfaces H120xL500 cm	3129 x 5382	471	1150 x 4952
Pylons H450 3 surfaces H120xL600 cm	3129 x 6382	471	1150 x 5952

*Dimensions are indicative; custom sizes available.
Contact us for personalized solutions!

XILO Sash Board

Perfect for lecture halls or conference rooms, the XILO guillotine board features two enamelled steel surfaces that slide independently along pylons. Each board can be positioned at the desired height, and their wide range of movement allows for the integration of a projection screen or additional writing and display surfaces on the back wall.



Specifications

Possible Surface Materials

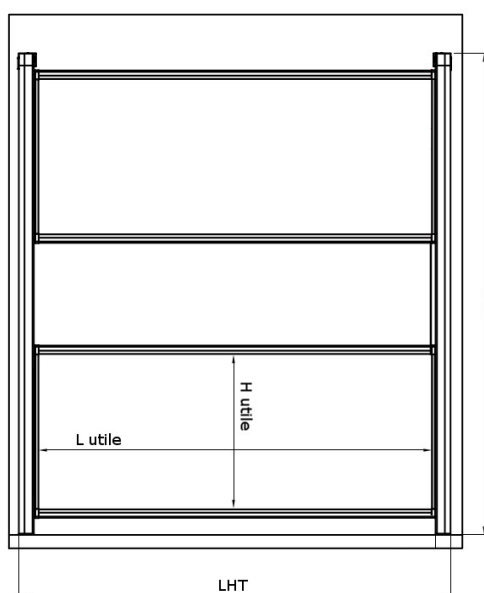
- Enamel White Marker
- Enamel White Projection
- Enamel Chalk

Possible Enamel Chalk Colours



Frame Materials


Aluminium



Model	Overall H x W (mm)	Overall Depth (mm)	Useful H x W (mm)
H120xL200 cm	1296 x 2240	242	1163 x 1950
H120xL300 cm	1296 x 3240	242	1163 x 2950
H120xL400 cm	1296 x 4240	242	1163 x 3950
H120xL500 cm	1296 x 5240	242	1163 x 4950

*Dimensions are indicative; custom sizes available.
Contact us for personalized solutions!





Mobile Boards

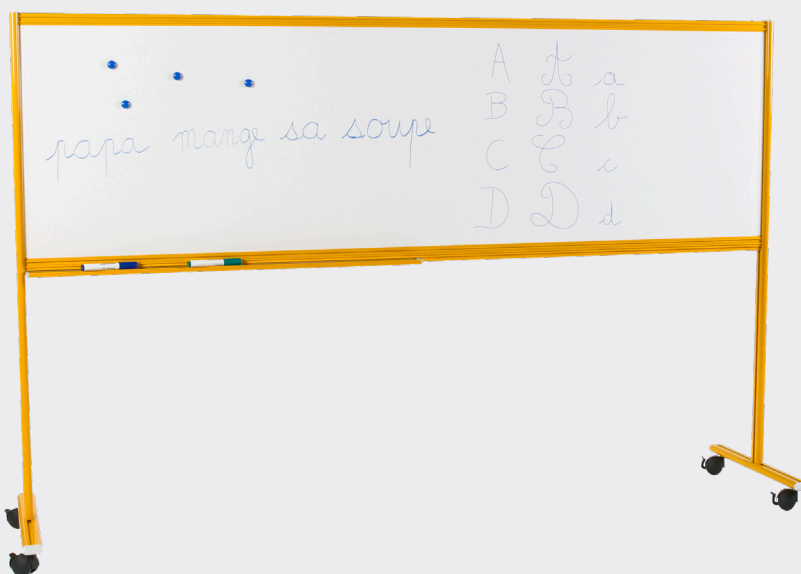
Graphic Track Mobile	48
Mobile Easel	49
Paperboard	50
Panels on a Stand	51
Mobile Board Elfe	52
Mobile Board Tipi	53
Mobile Solution Board	54
Swivel Board Vertical	55
Swivel Board Horizontal	56
Swivel Board Turn	57
Salsa Mobile Board	58
Groove Mobile Board	59



GRAPHIC TRACK

Mobile

Ideal for nurseries and kindergartens, the mobile graphic board offers a large e3 enamel surface for children to use with dry erase markers, chalk, or paint. Its magnetic surfaces are perfect for displaying posters and memos. With lockable wheels, it can be easily moved and reconfigured to suit classroom needs.



Specifications

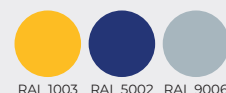
Possible Surface Materials

- Enamel White Marker
- Enamel Chalk

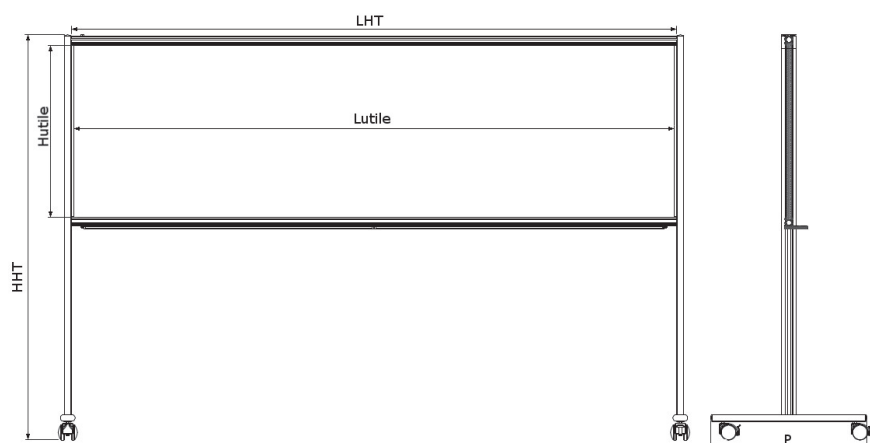
Frame Materials

Natural Aluminium

Possible Frame Colours



Model	Overall H x W (mm)	Overall Depth (mm)	Useful H x W (mm)
H60xL200 cm	1323 x 2067	511	557 x 1957



GRAPHIC TRACK WALL

PAGE

18



MOBILE EASEL

Ideal for nurseries and multi-level kindergarten classes: the board can be mounted at two different heights. The wall easel lets children draw with dry erase markers, chalk on the e3 enamel surface, or paint on a paper pad. Its magnetic surface allows for displaying posters and memos with magnets.



Specifications

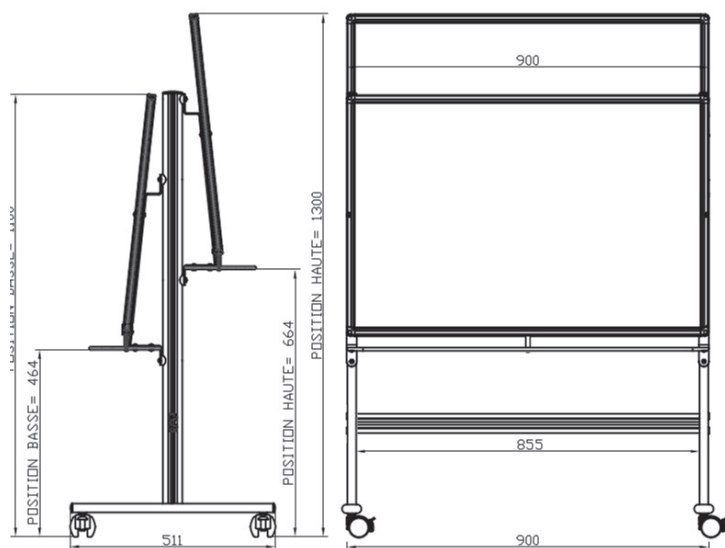
Possible Surface Materials

- Enamel White Marker
- Enamel Chalk

Frame Materials

Aluminium

Possible Frame Colours



Model	Overall H x W (mm)	Overall Depth (mm)	Useful H x W (mm)
H60xL90 cm	1300 x 900	511	557 x 857
H60xL140 cm	1300 x 1405	511	557 x 1357


EASEL WALL

PAGE
19



PAPERBOARD

With 5 castors, this mobile flipchart moves effortlessly for instant brainstorming. Featuring two side arms, it offers a magnetic dry-erase board and triple display surface. Convenient hooks allow quick pad changes, making it ideal for any meeting room or reception area.



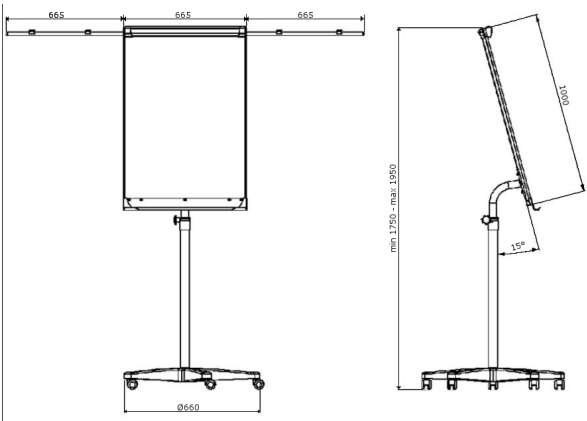
Specifications

Base Materials

Aluminium

Surface Materials

Lacquered Steel




Model	Overall H x W (mm)	Overall Depth (mm)	Useful H x W (mm)
L66,5xH100 cm	1950 x 665	660	1000 x 665

PANELS

on a stand

Perfect for large lobbies with limited wall display space, VANERUM display panels provide a double-sided surface for displaying 15 or 40 A4 sheets and can be mounted on either a mobile or fixed base.



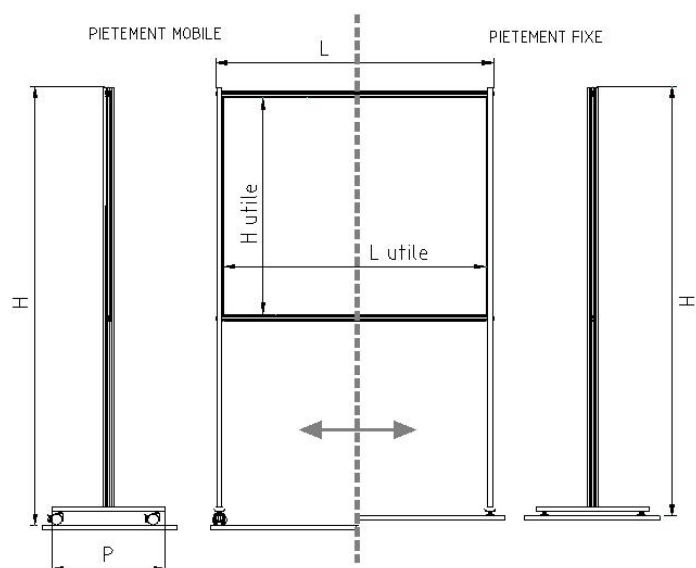
Specifications

Possible Surface Materials

- Enamel White Marker
- Cork
- Mix Enamel/Cork
- Enamel Chalk

Frame Materials

Aluminium



Model	Overall H x W (mm)	Overall Depth (mm)	Useful H x W (mm)
Mobile 15 A4	1951 x 1245	503	959 x 1159
Mobile 40 A4	2051 x 2185	503	1182 x 2132

MOBILE PARTITION ELFE

The ELFE partition is a flexible, mobile solution for offices, classrooms, and coworking spaces. Its portrait design allows for easy reconfiguration, dividing areas or creating private zones. The partition can be double-sided, providing functionality on both sides for added versatility. Affordable yet high-quality, it offers great value for any budget.



Specifications

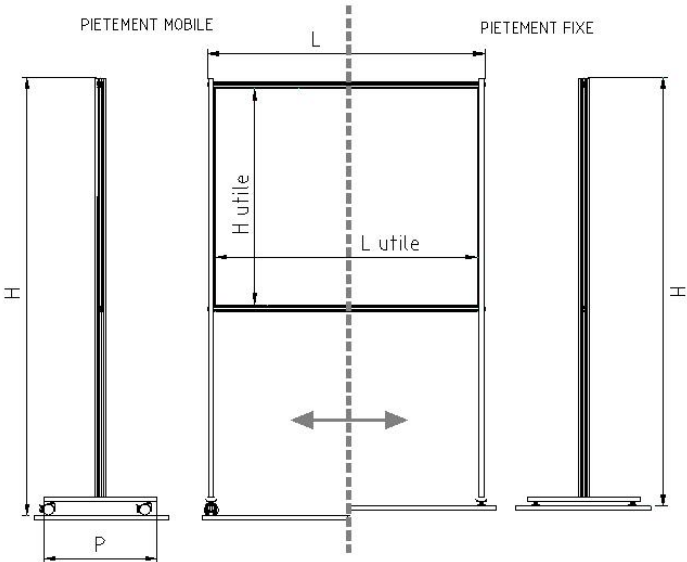
Possible Surface Materials

- Cork
- Lacquered Sheet Metal
- Enamel White Marker
- Acoustic

Frame Materials

Aluminium

Surface Acoustic



Model	Overall H x W (mm)	Overall Depth (mm)	Useful H x W (mm)
100X120	1913 x 1236	503	950 x 1168
120X120	1913 x 1236	503	1150 x 1168
180X120	1913 x 1236	503	1750 x 1168

MOBILE BOARD TIPI

This mobile double-sided writing wall is perfect for dynamic sessions, with two large, dry-erasable e3 enamel surfaces for group brainstorming. The stable TIPI units connect magnetically to form larger partitions and include storage for documents or equipment.



Specifications

Possible Surface Materials

- Enamel White Marker

- Acoustic

- Glass

Frame Materials

Aluminium

Surface Glass



Standard
White



Red



Black



Grey
Classic

Surface Acoustic



AQ04



AQ06



AQ09




AQ27



AQ11



AQ25



160x100

Model	Overall H x W (mm)	Overall Depth (mm)	Useful H x W (mm)
H160x100 cm	1700 x 1000	573	1616 x 992

SOLUTION MOBILE BOARD

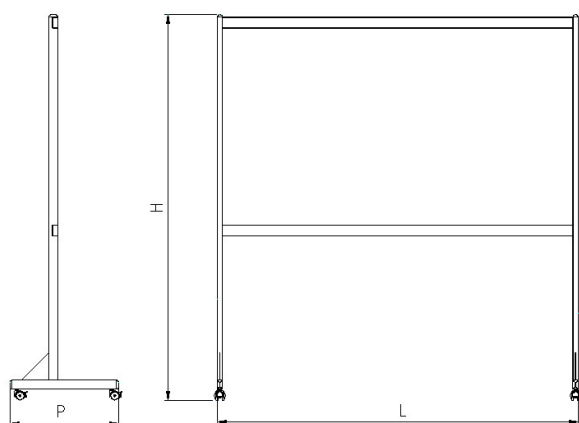
No wall space to install your board or need to move your board? Designed to receive the simple or triple boards of the SOLUTION range, this base can be installed wherever you want thanks to 4 locking wheels.



Specifications

Frame Materials

- Legs made steel tubing
- Reinforcement crossbar in aluminum



Model	Overall H x W (mm)	Overall Depth (mm)	Useful H x W (mm)
Mobile system + simple H100xL200 cm	1040 x 1982	126	945 x 1959
Mobile system + simple H120xL200 cm	1240 x 1982	126	1145 x 1959
Mobile system + triple H100xL200 cm	1040 x 3957	126	945 x 3918
Mobile system + triple H120xL200 cm	1240 x 3957	126	1145 x 3918

**SOLUTION BOARD
SIMPLE & TRIPLE**

PAGE

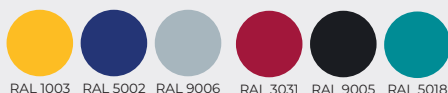
21-22

SWIVEL Vertical

The vertical pivoting board offers two enamel steel work surfaces, suitable for intensive use with markers or chalk. It can be mounted at two different heights to adapt to the user's size. The board can rotate 360° to provide greater flexibility for users.



Possible Frame Colours



Specifications

Possible Surface Materials

- Enamel White Marker
- Enamel Chalk

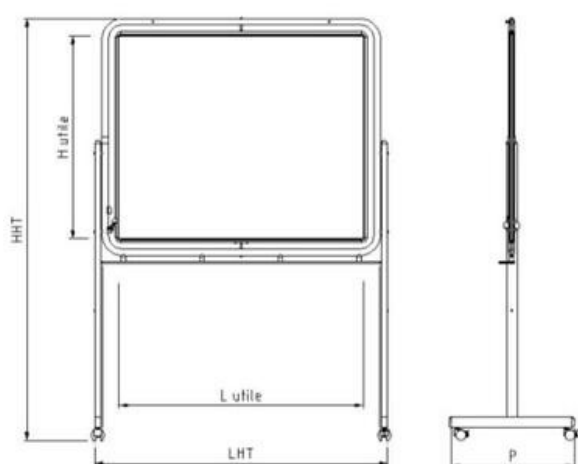

Frame Materials

Aluminium

Possible Enamel Chalk Colours



Possible Screenprinting



Model	Overall H x W (mm)	Overall Depth (mm)	Useful H x W (mm)
-H100xL120 cm	2000 x 1394	600	957 x 1157

SWIVEL Horizontal

Easy to move within a room or from one place to another, the horizontal swivel board provides a double surface everywhere. The board rotates on a 360 ° horizontal axis and is available in a different enamel surfaces designed for writing with markers or chalk as well as for projection.



Specifications

Possible Surface Materials

- Enamel White Marker
- Enamel White Projection
- Enamel Chalk

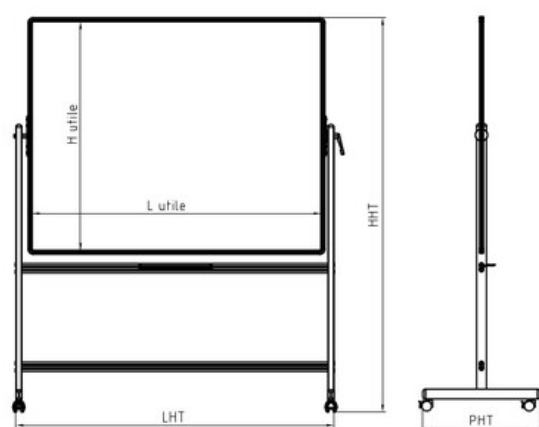

Frame Materials

Aluminium

Possible Enamel Chalk Colours



Possible Screenprinting



Model	Overall H x W (mm)	Overall Depth (mm)	Useful H x W (mm)
H90xL120 cm	1850 x 1305	570	857 x 1157
H100xL120 cm	1900 x 1305	570	957 x 1157
H100xL150 cm	1900 x 1605	570	957 x 1457
H100xL200 cm	1900 x 2105	570	957 x 1957
H120xL150 cm	2000 x 1605	570	1157 x 1457
H120xL180 cm	2000 x 1905	570	1157 x 1757
H120xL200 cm	2000 x 2105	570	1157 x 1957
H120xL240 cm	2000 x 2505	570	1157 x 2357

TURN

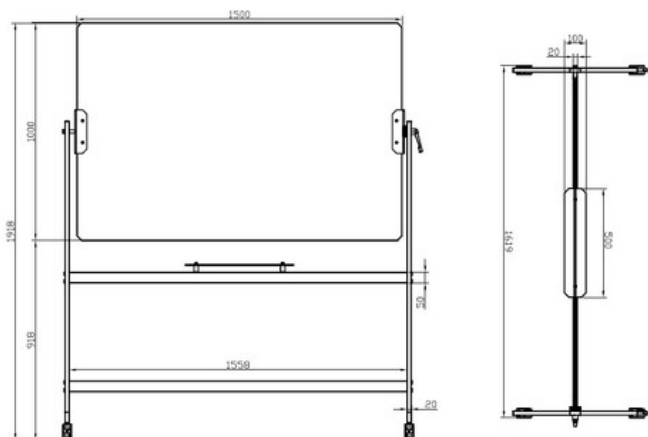
Available in various glass options, the TURN pivoting board adds brightness to any space. Mobile and versatile, it provides a double writing surface where wall boards aren't feasible, with 360° rotation and dual-sided visibility in its transparent version.



Specifications

Surface Materials

- Clear Glass
- Translucent Colours (on request)



Model	Overall H x W (mm)	Overall Depth (mm)	Useful H x W (mm)
H90xL120 cm	1818 x 1319	570	900 x 1200
H100xL150 cm	1918 x 1619	570	1000 x 1500

SALSA

The mobile SALSA glass easel brings a touch of elegance and colour to any environment. Frameless, its surface allows you to improvise a brainstorming session at any time or to display with strong magnets. Durable, the glass is easy to clean and resists disinfectants in daily use.

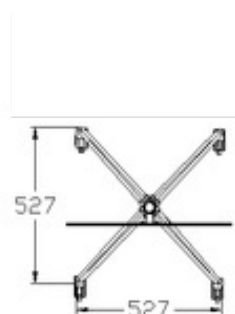
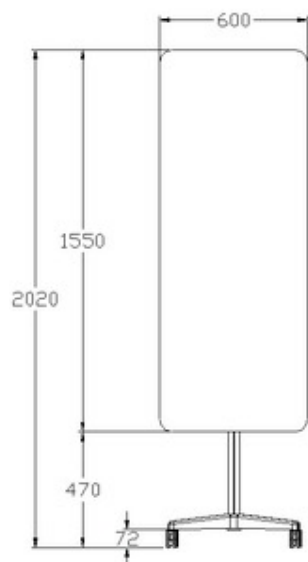


Specifications

Surface Materials

•Glass

Possible Glass Colours



Model	Overall H x W (mm)	Overall Depth (mm)	Useful H x W (mm)
H155xL60 cm	2020 x 600	24	1550 x 600

GROOVE

The double-sided GROOVE mobile board combines two panels—enamel, glass, and/or acoustic. Its mobility allows flexible space configuration and impromptu collaboration while ensuring sound comfort. Choose from a wide range of standard or custom colours for the glass panel, and 4 patterns in 24 colours for the acoustic panel.




Specifications

Possible Surface Materials


- Enamel White Marker
- Glass
- Acoustic

Frame Materials

Lacquered steel base



Surface Acoustic 12mm



Model	Overall H x W (mm)	Overall Depth (mm)	Useful H x W (mm)
H185xL100 cm	1847 x 1005	242	1163 x 2950



Full Wall Boards



Expression Vertical	62
Expression Horizontal	63
Collaboard	64
Educational Wall	65
Workwall Multiwall	66
Diamant Wall	67



EXPRESSION VERTICAL

The Vertical Expression Wall offers an innovative and clever solution to material and financial constraints. This board is made up of several panels that are assembled during installation. For example, a 200x400 cm board is delivered in 4 panels, each measuring 200x100 cm.

A white connection profile is present between the panels.



Specifications


Possible Surface Materials

- Enamel White Marker
- Enamel Chalk

Frame Materials

Aluminium

Possible Enamel Chalk Colours



Model	Overall H x W (mm)	Overall Depth (mm)	Useful H x W (mm)
H200xL200 cm	2014 x 1966	24	1950 x 1940
H200xL300 cm	2014 x 2943	24	1950 x 2917
H200xL400 cm	2014 x 3920	24	1950 x 3894
H200xL500 cm	2014 x 4897	24	1950 x 4871

EXPRESSION HORIZONTAL

The Horizontal Expression Wall offers an innovative and clever solution to material and financial constraints. This board consists of 2 panels to be assembled during installation. For example, a 210x400 cm board is delivered in 2 panels: 1 top panel measuring H120xW400 cm and 1 bottom panel measuring H90xW400 cm. A white connection profile is present between the panels.



Specifications

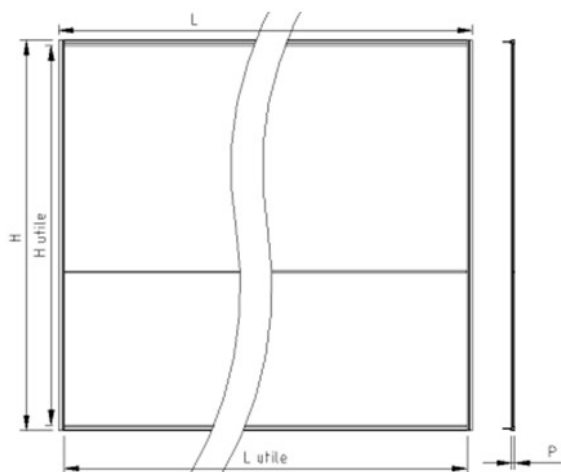
Possible Surface Materials

- Enamel White Marker
- Enamel White Projector
- Enamel Chalk

Frame Materials

Aluminium

Possible Enamel Chalk Colours



Model	Overall H x W (mm)	Overall Depth (mm)	Useful H x W (mm)
H200xL200 cm	2100 x 2038	17	1960 x 1982
H200xL300 cm	2100 x 3038	17	1960 x 2982
H200xL400 cm	2100 x 4038	17	1960 x 3982

COLLABOARD

The Collaboard offers the largest enameled steel working surface available on the market, with a height of 150 cm. The enameled surface allows for intensive use of markers, projection, and the use of magnets for magnetic displays. It enables the display of large documents (A0 plans, storyboards) as well as interactive projection up to a size of 100 inches.



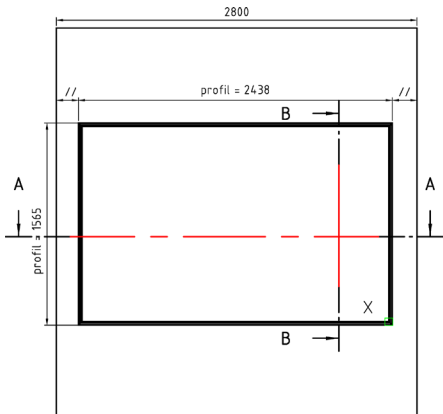
Specifications

Possible Surface Materials

- Enamel White Marker

Frame Materials

Aluminium



Model	Overall H x W (mm)	Overall Depth (mm)	Useful H x W (mm)
1 element : H150xL200 cm	1565 x 2034	31	1500 x 1970
1 element : H150xL240 cm	1566 x 2434	36	1500 x 2370

EDUCATIONAL WALL

The Educational Wall energizes classrooms and collaborative spaces with customizable cork or acoustic sections for display, and a central white enamel surface for writing or projection. It promotes interaction, organization, and creativity, perfect for modern education and teamwork.



Specifications

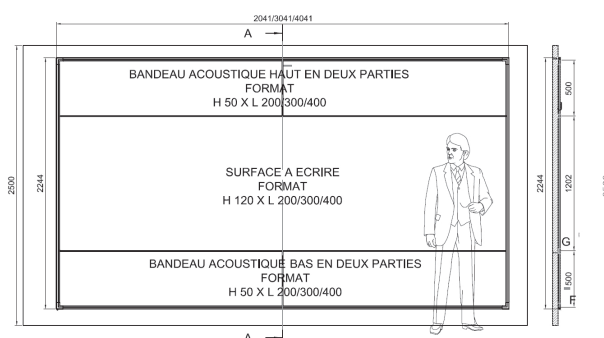
Possible Surface Materials

- Enamel & Cork
- Enamel & Acoustic

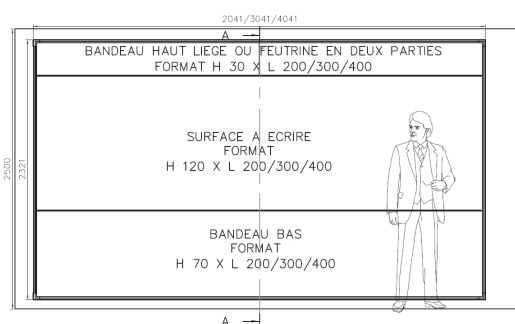
Frame Materials

Aluminium

Possible Surface Acoustic



Model	Overall H x W (mm)	Overall Depth (mm)	Useful H x W (mm)
H230xL200 cm	2244 x 2041	18	1202 x 1981
H230xL300 cm	2244 x 3041	18	1202 x 2981
H230xL400 cm	2244 x 4041	18	1202 x 3981



MULTIWALL

The Multiwall allows intensive writing, large-format displays, and projection across its entire surface, which can measure up to 3 meters in height and 12 meters in width. The Multiwall consists of multiple panels that are assembled during installation. For example, a 200x400 cm board is delivered in 4 panels, each measuring 200x100 cm. There is no white connection profile between the panels.



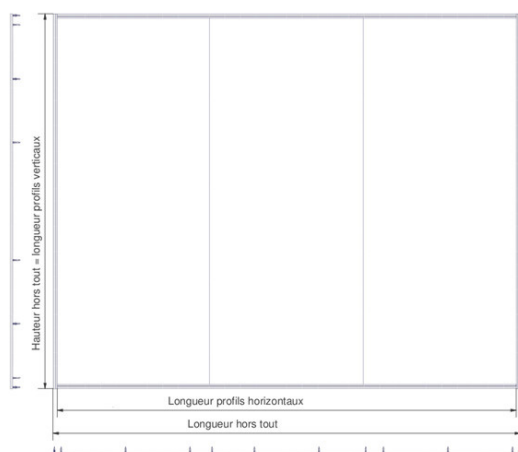
Specifications

Possible Surface Materials

- Enamel White Marker
- Enamel White Projection

Frame Materials

Aluminium



Model	Overall H x W (mm)	Overall Depth (mm)	Useful H x W (mm)
2 elements H200x200 cm	2002 x 2014	18	1940 x 1960
3 elements H200x300 cm	2002 x 3004	18	1940 x 1960
4 elements H200x400 cm	2002 x 3994	18	1940 x 3940
5 elements H200x500 cm	2002 x 4984	18	1940 x 4930
6 elements H200x600 cm	2002 x 5974	18	1940 x 5920

DIAMANT WALL

The Diamond Wall allows intensive writing, large-format displays, and projection across its entire surface. The Diamond Wall consists of multiple panels that are assembled during installation. For example, a 200x400 cm board is delivered in 4 panels, each measuring 200x100 cm.


There is no white connection profile between the panels or around the edges.



Specifications



Possible Surface Materials

- Enamel White Marker
- Enamel White Projection



Model	Overall H x W (mm)	Useful H x W (mm)
2 elements H200x236 cm	2000 x 2360	2000 x 2360
3 elements H200x354 cm	2000 x 3540	2000 x 4720
4 elements H200x472 cm	2000 x 4720	2000 x 3540
5 elements H200x590 cm	2000 x 5900	2000 x 5900

*Dimensions are for reference only; additional sizes are available.







Interactive Products & Solutions

i3Board	70
4-sided board for i3Board	71
Sliding board	72
Momentum	73
4-sided board for Interactive Screens	74
6-sided board for Interactive Screens	75
Vogue	76

I3BOARD

Get creative with the interactive whiteboard.

Let your students or your collaborators experience true collaboration on the multi-touch interactive whiteboard: split the screen and allow multiple activities at the same time.

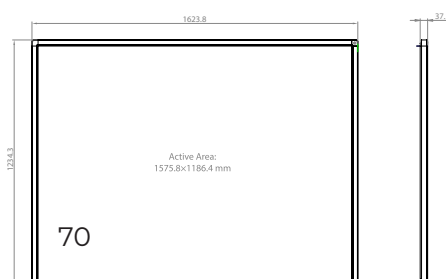


Specifications

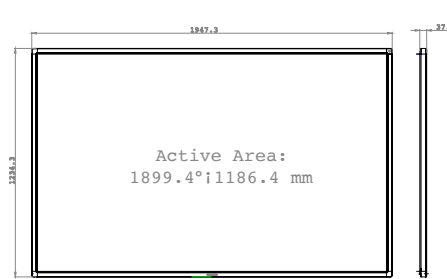
- **V-Sense Technology:** Utilizes sensors around the frame to detect touch, even if dust or other objects obstruct part of the frame.
- **Up to 20 Touch Points (depending on model):** The i3BOARD supports multitouch technology, detecting up to 20 simultaneous touch points.
- **Writing Surface:** Durable enamelled steel surface, compatible with both dry-erase and water-erasable markers.
- **Shape Recognition:** Intuitive and precise multitouch technology that recognizes the size and shape of contact, including pen, finger, augmented reality objects, and other rigid items.

Model	Overall H x W (mm)	Overall Depth (mm)	Useful H x W (mm)
77" 4:3, interactive whiteboard, 20 touch points	1234 x 1624	37	1186 x 1577
87" 16:10, interactive whiteboard, 20 touch points	1224 x 1948	37	1186 x 1899
100" 16:9, interactive whiteboard, 20 touch points	1235 x 2200	37	1186 x 2152

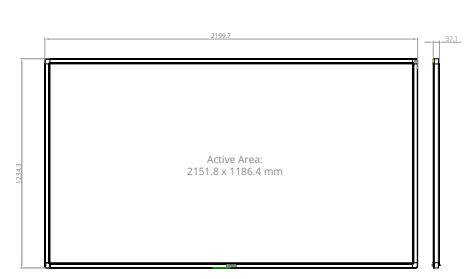
77" 4:3, INTERACTIVE WHITEBOARD



87" 16:10, INTERACTIVE WHITEBOARD



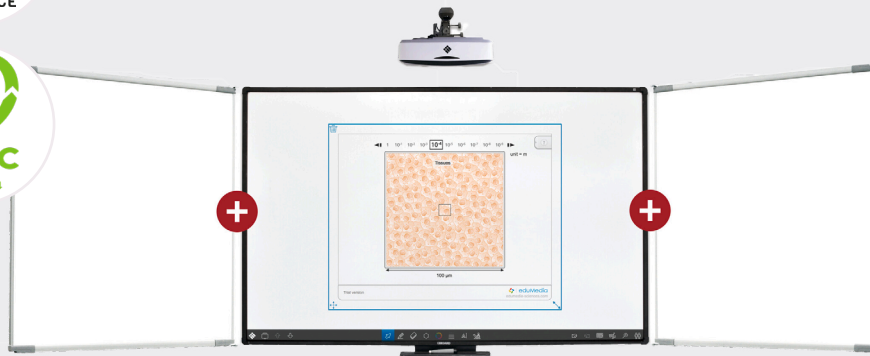
100" 16:9, INTERACTIVE WHITEBOARD



4-SIDED BOARD

for i3Board

Transform your i3BOARD 87" into a triptych by adding two foldable panels for writing with dry-erase markers and displaying with magnets. The e3 enamel surface, guaranteed for life and 99% recyclable, offers excellent writing comfort, durability, and easy maintenance, with resistance to scratches, bacteria, and chemicals.



Specifications

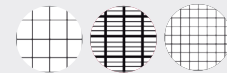
Possible Surface Materials

- Enamel White Marker

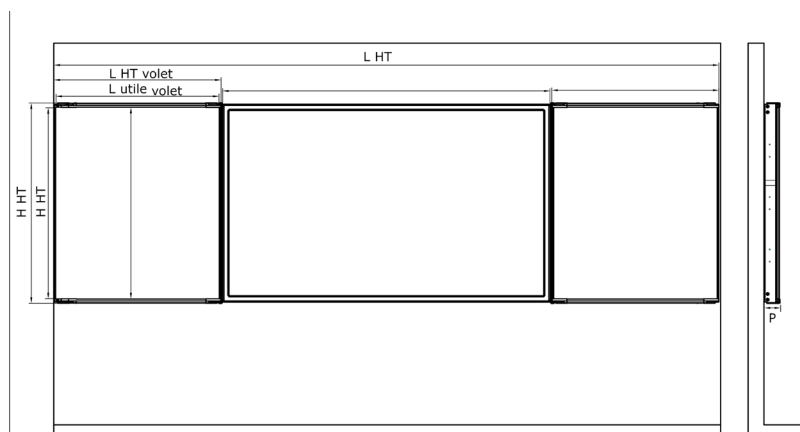
Frame Materials

Black Aluminium

Possible Screenprinting



Model	Overall H x W (mm)	Overall Depth (mm)	Useful H x W (mm)
2 panels for i3BOARD 87"	1260 x 4188	107	1145 x 965



SLIDING BOARD

Compatible with interactive touchscreens up to 2 meters wide, the horizontal sliding board features a combination of fixed (1 or 2) and sliding boards (1 or 2) mounted on upper and lower rails. Its compact design maximizes space by integrating e3 enamel surfaces for writing with dry erase markers and displaying materials with magnets, alongside an interactive touchscreen for digital resources.



Specifications

Possible Surface Materials

- Enamel White Marker

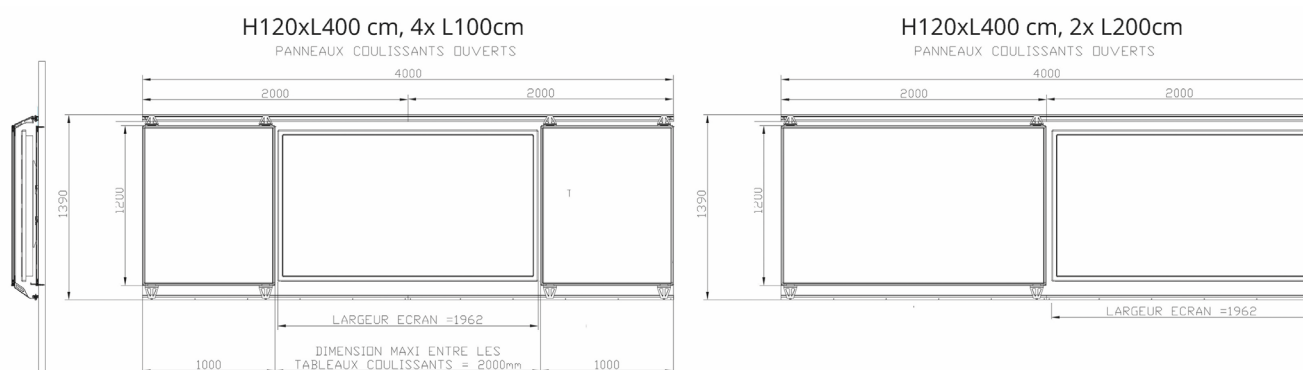
Frame Materials

Black Aluminium

Options

- Black or white lacquered board profiles
- Wall reinforcement foot

Model	Overall H x W (mm)	Overall Depth (mm)	Useful H x W (mm)
H120xL400 cm : 1 fixed panel L200 cm + 1 sliding panel L200 cm	1390 x 4000	205	1157 x 1957
H120xL400 cm : 2 fixed panels L100 cm + 2 sliding panels L100 cm	1390 x 4000	205	1157 x 957



MOMENTUM

The MOMENTUM is designed to seamlessly integrate technologies such as screens and projectors with writing and display surfaces. This dynamic solution features a rail system that can accommodate up to 3 surface levels and a modular design. The MOMENTUM offers meticulous details such as ultra-thin aluminum frames, high-end and ecological materials, clever finishes to hide unwanted components.



Specifications



Possible Surface Materials

- Enamel White Marker

Frame Materials

Black Aluminium

Model	Overall H x W (mm)	Overall Depth (mm)
H150xW400 cm: Left/right niche for 75" screen, 1 fixed board (H150xW200 cm) + 1 sliding board (H150xW200 cm)	1565 x 4000	181
H150xW400 cm: Central niche for 75" screen, 2 fixed boards (H150xW100 cm) + 2 sliding boards (H150xW100 cm)	1565 x 4000	181
H150xW480 cm: Central niche for 75" screen, 2 fixed boards (H150xW120 cm) + 2 sliding boards (H150xW120 cm)	1565 x 4800	181



4-SIDED BOARD

for interactive screens

Compatible with any interactive touchscreen, this 4-sided panel setup offers the best of both worlds. It allows you to combine an interactive touchscreen, for using digital resources, with e3 enamel surfaces for writing with dry-erase markers and displaying with magnets.



Specifications

Possible Surface Materials

- Enamel White Marker

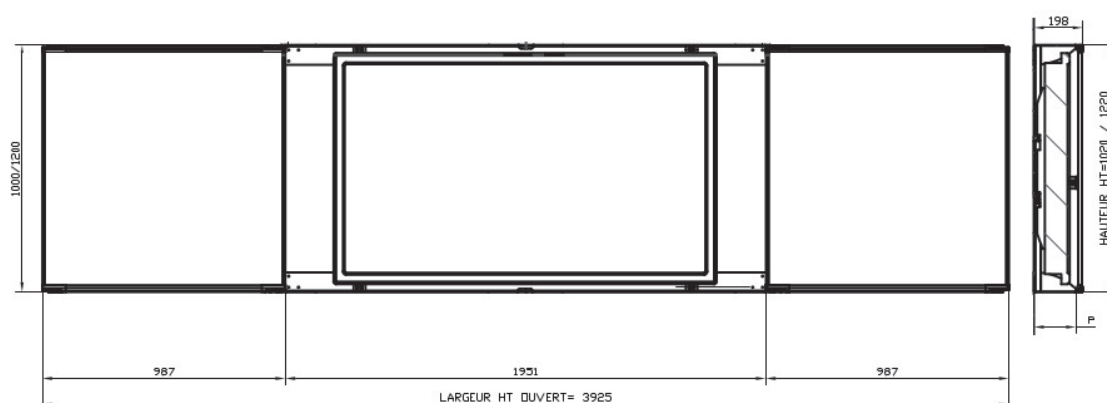
Frame Materials

Black Aluminium

Options

- Wall reinforcement foot

Model	Overall H x W (mm)	Overall Depth (mm)	Useful H x W (mm)
H100 cm for 65" and 75"	1220 X 3925	171	1145 X 965
H120 cm for 86"	1220 X 3925	171	1145 X 965



6-SIDED BOARD

for interactive screens

This solution combines an interactive touchscreen with two durable enamel writing surfaces. Compatible with most brands up to 200 cm wide, it offers protection, a magnetic surface for notes, and easy installation, even on weak walls. Ideal for modern work and learning environments.



Specifications

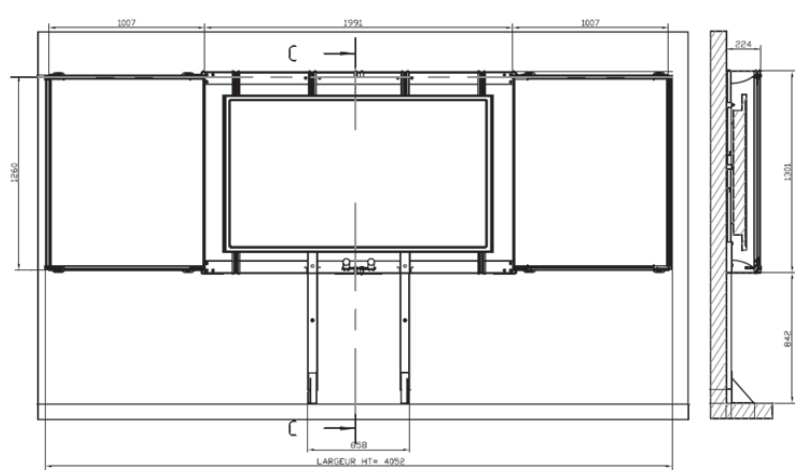
Possible Surface Materials

- Enamel White Marker

Frame Materials

Black Aluminium

Model	Overall H x W (mm)	Overall Depth (mm)	Useful H x W (mm)
2 fixed boards, 2 movable panels with support legs	2170x4070	171	1205x985



VOGUE

Transform your walls with VOGUE, offering an XXL writable and magnetic surface with optional sliding panels. The sleek two-level system features invisible mounting and silent rubber wheels for smooth operation. Customizable in color and design, VOGUE integrates technology like LCD touch screens with easy cable management, making it the perfect solution for modern, multifunctional spaces.



Specifications

Possible Surface Materials

- Glass

Possible Glass Colours



Model

Overall H x W
(mm)

Overall Depth
(mm)

H150xW400 cm with central niche for 75" interactive screen, 2 top and bottom central boards
H20xW200 cm, 2 fixed boards H150xW100cm

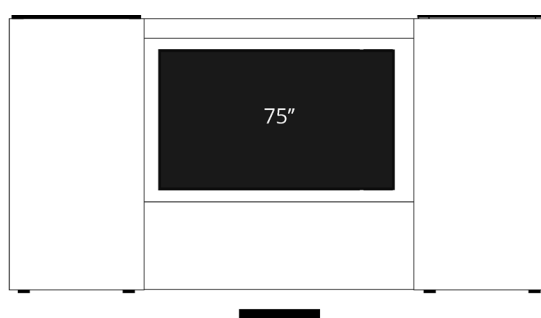
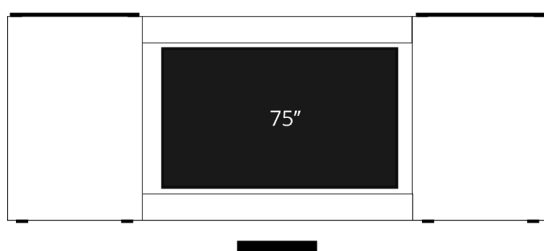
4000 x 1500

92,2

H200xW400 cm with central niche for 75" interactive screen, 2 central boards H15xW200 cm (top)
H65xW200 cm (bottom), 2 fixed boards H200xW100cm

4000 x 2000

92,2







Accessories & Consumables

Whiteboard Markers	80
Chalk Markers	80
Chalk	80
Accessory Holder	80
Marker Holder (4)	80
Magnets	80
Magnets 10 mm	81
Magnets 25 mm	81
Microfiber Cloth and Spray	81
Chalk Eraser	81
Marker Eraser and Refill	81
Board Cleaner	81
Writing and Maintenance Kit	82
Conference Case	82
Glass Tray	82
Drawing Instruments	82
Paper Pad	82
Paper Pad Holder	82
Square Pro	83
Oray 2000	83
Écritoise	83
Lighting Rail	83






WHITEBOARD MARKERS

Use high-quality dry-erase markers like the Edding 660 for writing on enamel or glass. Ensure they are stored horizontally. Available in black, red, blue, and green, they are refillable and feature anti-drying technology, allowing them to remain uncapped for several days without drying out.



CHALK MARKERS

Ideal for visualizing meeting outcomes on a glass surface, the Edding 95 marker is ready to use immediately without needing to be primed. Its bright, opaque ink can be dry-erased without leaving any residue.



CHALK

Still highly popular, these chalks are made from genuine French chalk. Dermatologically tested and dust-free, they glide smoothly on the board, leaving clear and clean lines.




KCHT ACCESSORY HOLDER

With its simple yet elegant design, the KCHT accessory holder is the ideal solution for storing less attractive items such as a microfiber cloth, markers, and cleaning spray while keeping them easily accessible. Magnets can be attached to its front surface. Robust and functional, this steel accessory holder can be mounted on the wall or magnetically attached to your enamel or glass board.




4-MARKER HOLDER

Convenient and magnetic, this plastic 4-marker holder keeps markers within easy reach.



MAGNETS

High-power neodymium magnets for glass boards allow you to securely display messages and notes. Round magnets for whiteboards (set of 12 assorted in red, blue, and yellow) add a touch of color while displaying messages and notes.



10 MM MAGNETS

These small, practical magnets allow you to display notes, memos, and photos.



25 MM MAGNETS

These magnets are designed for boards, allowing you to securely display messages and notes.



MICROFIBER & SPRAY BOTTLE

For effective cleaning/erasing of enamel surfaces, we recommend a clean, washable, and reusable microfiber cloth. Use it dry or dampened with a spray bottle of water.



CHALK ERASER

Keep your magnetic chalk eraser within reach to erase your green or black enamel chalkboard anytime.



MARKER ERASER & REFILLS

The magnetic marker eraser stays easily accessible on your whiteboard and remains clean thanks to its refills.



BOARD CLEANER

Most enamel surfaces can be cleaned with clear water, but for stubborn residues, board cleaner may be necessary. Rinse and dry the surface afterward.



WRITING & MAINTENANCE KIT

Kit includes: 1 cleaner, 1 empty spray bottle, 1 microfiber cloth, and 1 set of 4 markers.



CONFERENCE CASE

This lightweight and easy-to-carry conference case includes all the essentials for using your board: 4 markers, an eraser, refills, cleaner, and 8 magnets.



GLASS TRAY

A practical and stylish accessory for organizing your materials.



DRAWING INSTRUMENTS

This set of 6 large instruments includes two set squares (45°/45°, 60°/30°), two rulers, a magnetic protractor with a convenient handle for precise tracing, and a suction compass compatible with markers or chalk.



PAPER PAD

Record your ideas with this pad of 50 plain sheets (65x100 cm), suitable for use with flipcharts or for hanging on board hooks.



PAPER PAD HOLDER

Add a flipchart function to your board with this magnetic paper pad holder.




SQUARE PRO

Ideal for meeting and training rooms, the functional and ultra-compact Square Pro integrates easily with its small white lacquered aluminum casing (80x80 mm).

ADVANTAGES

- **INVISIBLE FIXINGS:** No visible screws once the screen is installed. Its triangular weighting bar integrates perfectly into the casing when the screen is rolled up. Easy-to-install recessed mounting option.
- **CEILING OR WALL MOUNT:** Supplied with standard brackets for wall or ceiling mounting.



ORAY 2000

Ideal for meeting and training rooms with tight budgets, the ORAY 2000 is a manual screen with a silent spring mechanism, available in square and 4:3 formats. It features an all-height locking system (every 10 cm).

AVANTAGES:

- **BUDGET-FRIENDLY**
- **STEEL WHITE LACQUERED CASING**
- **SILENT SPRING MECHANISM**
- **ALL-HEIGHT LOCKING SYSTEM:** Every 10 cm.
- **CEILING OR WALL MOUNT:** Supplied with wall or ceiling brackets integrated into the ends of the screen.



ÉCRITOISE

Ideal for schools and homes, the Écritoise offers a large 24x33 cm enamel e3 whiteboard guaranteed for life. One side is plain, while the other is printed (Séyès or CP-maternelle lined). Perfect for long-term use by children in a family or school setting

AVANTAGES:

- **ECOLOGICAL AND DURABLE:** Made from eco-friendly materials such as enamel e3, guaranteed for life* and 99% recyclable, offering increased resistance to scratches, bacteria, and chemicals (*under normal use conditions).
- **MAGNETIC SURFACE:** Ideal for educational games that foster creativity and guided activities (e.g., tangrams, alphabets, numbers).
- **AVAILABLE IN BLACK OR GREEN CHALKBOARD:** Consult our guide for help in choosing.



LIGHTING RAIL

The lighting rail for boards ensures effective lighting and eliminates unwanted reflections. Works with T8 tubes (not included).

VANERUM

an i3-VCP company

VANERUM FRANCE

ZAE Les dix Muids
Rue Antoine Laurent Lavoisier
59770 Marly - France
T +33 (0)3 27 45 60 60
F +33 (0)3 27 45 60 70
info@vanerum.fr
www.vanerum.fr

VANERUM

DENMARK A/S

Forskerparken 10,
Indgang A C13, 5230
Odense - Denmark
T +45 6610 9030
info@vanerum.dk
www.vanerum.dk